

Fire Department

MONTHLY REPORT

May 2020



IN THIS SECTION:

- + Run Statistics
- + Public Relation Details
- + Training Subjects
- + Inspections
- + General Activities

This monthly report period is thru May 5, 2020. Below you will find specific items that the fire department does each and every day. We take pride in providing an outstanding service to our community.

Run Statistics

Incidents are categorized by either a fire incident or EMS incident. Below you will see the incident totals thru May 5th. You will also see the comparison of incidents from this year and the mutual aid received and given.

Incidents thru May 5th

Type	Total
Fire	269
EMS	679
Total	948

Same time last year

Type	Total
Fire	289
EMS	791
Total	1080

Mutual Aid

Type	Total
Given	55
Received	13
Total	68

Mutual Aid same time last year

Type	Total
Given	72
Received	19
Total	91

As a result of the statewide quarantine our call volume has been reduced. We are down 132 calls from this time last year. I do believe as we see things begin to reopen our call volume will also return to normal levels.

As we continue forward in 2020, we will continue our efforts to meet calls for service. We look forward to working with our neighboring departments as we partner together to meet the needs of our communities. Mutual Aid continues to be a cost-effective means for all area fire departments to deal with surges in requests for service. We all try to maintain resources capable of meeting our average needs. However, we all need to have in place a plan to address unexpected requests.

Public Relations

We have suspended all public relations events and efforts as we continue with the response to the Corona-19 Virus. Members have been taking extra precautions when dealing with patients in an effort to prevent the spread of this disease. This suspension will continue until such time as it becomes safe to return to more interactive operations.

Training

Every day we have training scheduled. These trainings are predetermined by the training division. We have day shift training and night shift training therefore every member receives appropriate training hours throughout the year. This also helps to keep our ISO rating favorable.

We are also working diligently with our new hires to complete their training packets (Blue Book). We have continued our efforts to recruit and hire additional staff members. We are working to complete the process for hiring them.

Fire Prevention

- ✚ All Inspection activity has been suspended and will resume when current conditions are resolved and members can again move into the public without significant risk.

General Activities

Each shift the duty crews are required to maintain station and equipment appearance, cleanliness, and readiness. Below is a list of items that are completed daily and weekly.

Daily Station and Weekly Station Details:

- | | |
|---------------------------------|-----------------------------|
| ✚ Vacuum all carpets | Clean apparatus |
| ✚ Mop all floors | Inventory all EMS apparatus |
| ✚ Remove all trash from station | Inventory EMS equipment |
| ✚ Laundry | Clean bay floors |
| ✚ Clean all restrooms | Ground maintenance |
| ✚ Clean kitchen | Clean equipment |
| ✚ Equipment check-in | Station Maintenance |

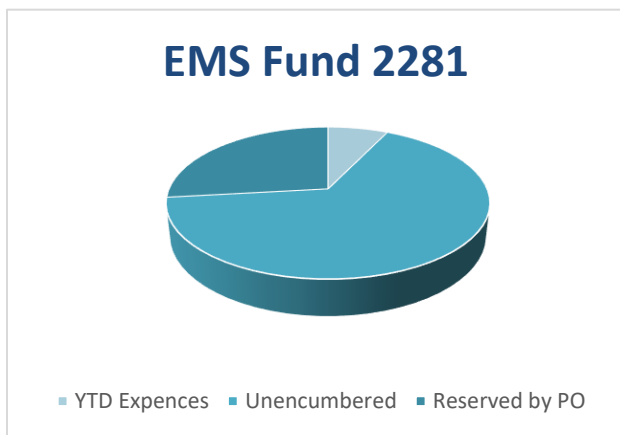
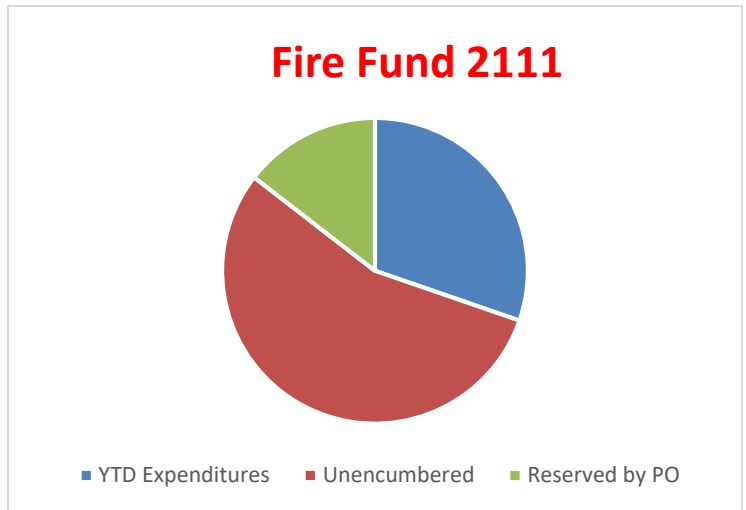


General Department Information

Medic 212 has been placed in service and we have decommissioned the old medic unit. We continue to wait for word on the new engine.

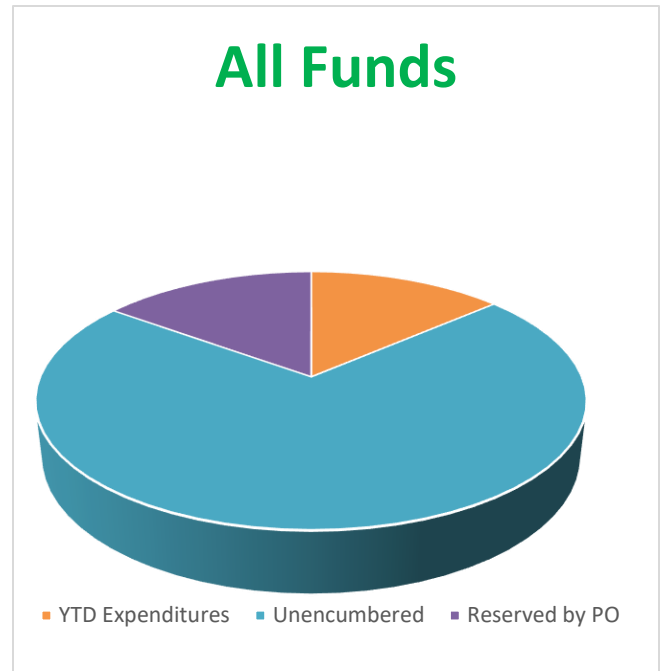
2020 Financial Information

Fire Fund	
Appropriated	\$ 2,687,000.00
YTD Expenditures	\$ 814,022.07
Unencumbered	\$ 1,483,405.45
Reserved by PO	\$ 390,529.66



EMS Fund	
Appropriated	\$ 775,000.00
YTD Expenditures	\$ 206,903.29
Unencumbered	\$ 419,862.95
Reserved by PO	\$ 160,478.36

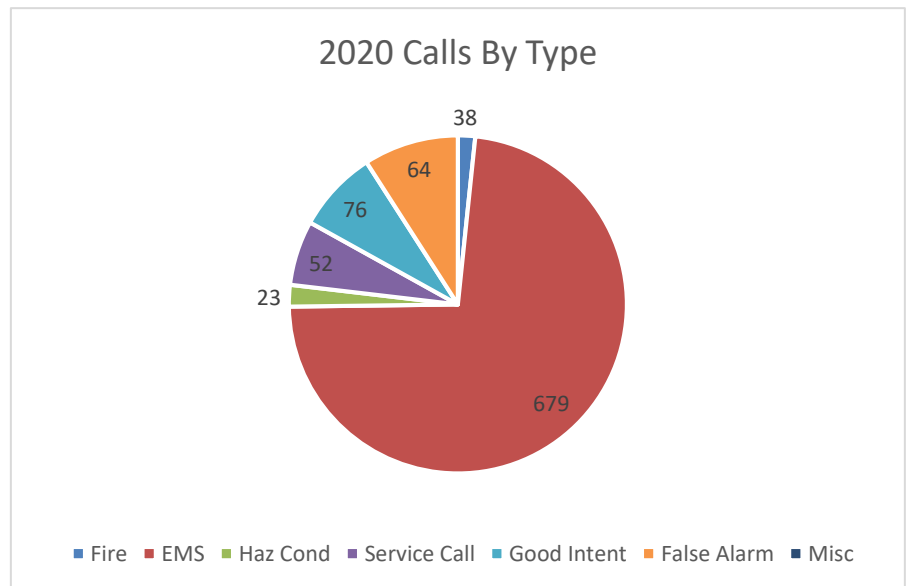
Total Funds	
Appropriated	\$ 3,762,000.00
YTD Expenditures	\$ 1,024,922.09
Unencumbered	\$ 2,203,268.40
Reserved by PO	\$ 551,008.02



Incident Statistics

Below are the year-to-date run statistics as of May 5th. The types of calls are generalized. For instance, fire incidents include everything but not limited to building fires, cooking fires, fuel burner issues, vehicle fires and brush/grass fires.

TYPE	AMOUNT
FIRE	38
EMS	679
HAZ CONDITION	23
SERVICE CALL	52
GOOD INTENT	76
FALSE ALARM	64
MISC	6



Monthly Maintenance Cost Report

Unit	Assigned	Fuel	Maintenance
Engine 213	Reserve @ 212	60.58	\$
Medic 213	Reserve @ 212	245.19	\$ 226.30
Task 219	Bariatric		\$
Quint 211	Station 211	72.22	\$ 1281.61
Engine211	Station 211	397.29	\$
Medic 211	Station 211	419.59	\$ 868.01
Utility 211	Station 211	72.54	
Utility 213	Station 211	26.23	
Boat 211	Station 211		
Captain 210	Station 211	61.20	
Chief 211	Station 211	103.82	\$
Chief 210	Station 211	70.59	
Engine 212	Station 212	259.49	\$ 2232.59
Medic 212	Station 212	55.50	\$ 470.28
Utility 212	Station 212	142.56	
Safety Trailer	Station 212		\$
Total		2553.75	\$ 5078.79



The members of the Fire, Police, and Service Departments have continued to provide top notch service to our community. Despite the risks our members have taken precautions and worked to provide services to the community. I would like to thank each member for their ongoing efforts.